



Acorn Class Long Term Curriculum Plan

“Be the best you can be and let your light shine”



Term	Autumn Term		Spring Term		Summer Term	
Theme	Marvellous Me	Let's Celebrate & Old and New	Superheroes and People Who Help Us.	Traditional Tales, Fairytales & Magic	All creatures great and small	Our Local Area
Hooks for Learning	<ul style="list-style-type: none"> Starting my new class New Beginnings How have I changed? My family What am I good at? How do I make others feel? Being kind / staying safe Learning about my new school (geographical language) 	<ul style="list-style-type: none"> What do you celebrate? What celebrations have you been to? Do we all celebrate the same celebrations? Why do we celebrate things? What makes a celebration special? Let us celebrate our differences – what are they? 	<ul style="list-style-type: none"> Real life superheroes Superheroes in our community What makes a superhero special? Superheroes in our community Superheroes in stories Superhero outfits 	<ul style="list-style-type: none"> Learn that some stories are children's tales What is a traditional tale? Explore characters feelings Learn language of a story. Compare characters in stories. Where did some of the characters live? Buildings like castles in stories 	<ul style="list-style-type: none"> What different animals are there in the world? Do we have animals at home? Where do different animals live? What do they eat? Look at similarities and differences of animals Animals from the past 	<ul style="list-style-type: none"> What places are around us? Where do you like to play and explore? Do we all live in the same place? What is special to our area? Jobs in our local area
Predictable Interests / Learning experiences	New routines Class expectations Autumn Different families Pets Harvest	Bonfire night Christmas Birthdays Children in Need Winter Diwali Remembrance Day	Winter Pancake Day Valentine's Day Chinese New Year Florence Nightingale Grace Darling Mary Seacole	Easter Spring and growing Plants in the garden	Eating what we have grown From our garden Change in weather	Historic buildings around us Summer Travel Different environments Different buildings Explorers in our local area



Acorn Class Long Term Curriculum Plan

“Be the best you can be and let your light shine”



<p>Texts to be put in the environment</p>	<ul style="list-style-type: none"> The Lion inside The Smartest Giant in town Julius is a Mermaid Mouse's Big Day What makes me me? There's only one you Kind The skin your in Six Dinner Sid Colour Monster <p>Non-Fiction Texts related to this topic.</p>	<ul style="list-style-type: none"> One Snowy Night The Jolly Xmas Postman The Nativity The Polar Express The Gruffalo The Owl who was afraid of the dark Kippers Burthday <p>Non-Fiction Texts related to this topic.</p>	<ul style="list-style-type: none"> Supertato Superworm Superhero comics Proudest Blue Dr Ranj: A Superhero like you Dr Ranj: A Superpower like mine. <p>Non-Fiction Texts related to this topic</p>	<ul style="list-style-type: none"> Jack and the Beanstalk Goldilocks and the three bears. The Gingerbread Man Rapunzal Little Red Riding Hood Billy Goat's Gruff Jim and the Beanstalk Other Alternative Traditional Tales <p>Non-Fiction Texts related to this topic.</p>	<ul style="list-style-type: none"> The Rumble in the Jungle. Dear Zoo The Tiger who came to Tea Farmer Duck Going on a Bear Hunt Dino's love underpants Storm Whale The Emperor's Egg <p>Non-Fiction Texts related to this topic.</p>	<ul style="list-style-type: none"> The Snail and the Whale The Streets beneath my feet Paper Dolls Martha Maps It Out Lost Words We're Going on a Picnic <p>Non-Fiction Texts related to this topic.</p>
<p>Artists</p>	<p>Paul Klee/ Julian Opie</p>	<p>Bridget Wilkinson & Edward Middleton Manigault</p>	<p>Stan Lee</p>	<p>Alma Woodsey Thomas</p>	<p>Edward Saidi Tingatinga</p>	<p>Jessica Hogarth</p>
<p>Vocabulary</p>	<p>Name Identity Me Myself I Interest Like/Dislike Favourite Talent Expert Friendships Relationships Respect Emotions (Names) Body Parts Skeleton Instruction Direction Age Growth Baby Toddler Child Teenager Adult Elderly Sequence Family Names Features Same Similar Different Difference Compare Describe Skin Tone Self-portrait Mood/Feelings Routine Visual Timetable Sequence Morning Afternoon Lunchtime Evening Breakfast Dinner First Then Next Afterwards Finally</p>	<p>Festival names and words. Descriptive words to describe the celebrations and how they made you feel.</p>	<p>Kind, brave, community, adventure, job, comic, powers, emergency, vocabulary around job roles.</p>	<p>Once Upon a Time, fairytale, magic, story opener vocab, character vocab, traditional,</p>	<p>Words to describe growth – enormous, huge Words to describe the lifecycles. Plant and animal names.</p>	<p>Descriptive words for other environments. Descriptive words for how other environments and travel makes you feel – excited, scared Describing events and travel</p>
<p>Weeks:</p>	<p>Week 1: All about me Week 2: My family Week 3: My community</p>	<p>Week 1: Bonfire Night Week 2: Diwali Week 3: Birthdays</p>	<p>Week 1-3: People who help us. Week 4-5: Superheroes in stories</p>	<p>Week 1: The Gingerbread Man Week 2: Hansel & Grettle Week 3: Rapunzal</p>	<p>Week 1-2: Farm Animals Week 3-4: Jungle animals/Rainforest Week 5-6: Arctic Animals</p>	<p>Week 1: Our School Week 2-3: Our Village Week 4-5: Our Town</p>



Acorn Class Long Term Curriculum Plan

“Be the best you can be and let your light shine”



	<p>Week 4: Where we live and the people there</p> <p>Week 5: My favourite things</p> <p>Week 6: Pets</p> <p>Week 7: Keeping Healthy</p>	<p>Week 4-6: Christenings & Weddings</p> <p>Week 5-7: Christmas</p>	<p>Week 6-7: Superheroes from the past.</p>	<p>Week 4: Little Red Riding Hood</p> <p>Week 5: Jack & the Beanstalk</p> <p>Week 6: Goldilocks & the 3 boys</p> <p>Week 7: Billy Goats Gruff</p>	<p><i>Insects throughout the term</i></p> <p><i>(Link animals from the past throughout e.g dinosaurs).</i></p>	<p>Week 6-7: Moorlands & Beach</p> <p><i>(Link history and landmarks throughout)</i></p>
<p>Links to KS1</p>	<p>Seasonal Changes-Autumn/Winter</p> <p>Materials</p> <p>Celebrations</p> <p>Guy Fawkes</p>	<p>Seasonal Changes- winter/spring</p> <p>Plants</p> <p>Significant people</p> <p>Changes in living memory</p>		<p>Seasonal Changes – spring/summer</p> <p>Animals including humans</p> <p>Changes in living memory</p> <p>Place knowledge – similarities and differences</p> <p>Geographical skills – features, landmarks</p>		




PSHE Links:
To link to
Weekly Plan
and areas

Being Me In My World

I will learn about...

- How we are similar and different
- Different feelings
- How to manage my feelings
- Why it is good to be kind
- Using gentle hands
- Our right to play and learn
- What being responsible means








Celebrating Difference

I will learn about...




- Things that I am good at
- How being different makes us all special
- How I am similar yet different to others
- How to be a kind friend
- What to do if someone is unkind to me

Dreams and Goals

I will learn about...




- What it means to persevere
- How to keep trying even when it is difficult
- How to set a goal
- How I can be kind and encourage others
- The jobs I might like to do when I am older
- Different skills I might need to learn
- How it feels to achieve a goal

Healthy Me

I will learn about...




- Exercise and why it is good for us
- Movement and rest
- Healthy and not so healthy foods
- Why sleep is good for our health
- The importance of hand washing
- Who my safe adults are
- How to stay safe

Relationships

I will learn about...




- My family and some of the jobs that I do
- How to make friends
- How it feels to be a friend and make a friend
- What to do if I feel lonely
- How to solve problems and stay friends
- The impact of unkind words
- How to use Calm Me time to manage my feelings
- How to be a good friend

Changing Me

I will learn about...

- The different names for parts of my body
- Respecting my body
- Healthier food choices
- Changes I might face such as moving class
- How I change as I get older
- How to talk about my worries/fears
- How to talk about the things I am looking forward to

NSPCC PANTS RULE

- Recognise and repeat the Talk PANTS rules
- Talk about some everyday rules that help to keep children safe
- Demonstrate some strategies for seeking support
- Apply the Talk PANTS rules to real-life scenarios.



Acorn Class Long Term Curriculum Plan
"Be the best you can be and let your light shine"



--	--



Acorn Class Long Term Curriculum Plan

“Be the best you can be and let your light shine”



Early Years Progression									
	Autumn Term			Spring Term			Summer Term		
	Nursery 1	Nursery 2	Reception	Nursery 1	Nursery 2	Reception	Nursery 1	Nursery 2	Reception
Communication and Language	<ul style="list-style-type: none"> • Able to focus attention when guided by familiar adult • Follows simple instructions & questions accompanied by visual clues or gestures • Names familiar objects in a picture/photo 	<ul style="list-style-type: none"> • Listens to stories, songs & rhymes & asks for favourites • Can shift attention when interested in conversation • Understands longer instructions, containing 3 key words • Actions demonstrate understanding of simple concepts 	<ul style="list-style-type: none"> • Follows instructions without visual clues • Asks simple questions about stories or themselves • Describes how they made a model or did an activity • Describes events that have happened although tenses may not be accurate • Uses sentences of between 4-6 words 	<ul style="list-style-type: none"> • Uses up to 50 words • able to link 2 or 3 words together • Asks for familiar objects • Beginning to use simple questions • Beginning to understand simple sentences & instructions 'go get drink' 	<ul style="list-style-type: none"> • Links 3 or 4 words. • Beginning to refer to things in the past • Beginning to use descriptive language & words for time, space & function • Pays attention to conversation in a small group • Listens to & remembers simple stories with pictures 	<ul style="list-style-type: none"> • Listens to the opinions of others in a small group. • Follows longer, more complex instructions • Retells simple stories sometimes using the vocabulary from books • Understands who, what, where, how and why questions • Sometimes uses tenses correctly • Ask questions about events in the past or future & uses vocabulary associated with the events 	<ul style="list-style-type: none"> • Beginning to understand more words • Asks questions e.g. 'Who's that? Why?' • Links actions to words in action songs and rhymes • Frequently uses simple sentences by linking 3 or 4 words together 	<ul style="list-style-type: none"> • Responses show an understanding of an experience or event • Can describe action or experience in the present tense • Able to tell own short story or anecdote • Makes requests when choosing resources or activity • Anticipates key events & phrases in stories & rhymes • Listens to others & stories in small groups. 	<ul style="list-style-type: none"> • Uses language to imagine and recreate roles and experiences in play situations • Links statements and sticks to a main theme or intention • May indicate two-channelled attention, e.g. paying attention to something of interest for short or long periods; can both listen and do for short span • Understands a range of complex sentence structures including negatives, plurals and tense markers • Listens and responds to ideas expressed by others in conversation or discussion



Acorn Class Long Term Curriculum Plan

“Be the best you can be and let your light shine”



									<ul style="list-style-type: none"> • Understands questions such as who; why; when; where and how
Personal, Social and Emotional Development	Nursery 1	Nursery 2	Reception	Nursery 1	Nursery 2	Reception	Nursery 1	Nursery 2	Reception
	<ul style="list-style-type: none"> • Establish their sense of self. • Express preferences and decisions. They also try new things and start establishing their autonomy. • Engage with others through gestures, gaze and talk. • Play with increasing confidence on their own and with other children, because they know their key person is nearby and available. 	<ul style="list-style-type: none"> • Notice and ask questions about differences, such as skin colour, types of hair, gender, special needs and disabilities, religion and so on. • Talk about their feelings in more elaborated ways: “I’m sad because...” or “I love it when ...” • Select and use activities and resources, with help when needed. 	<ul style="list-style-type: none"> • Show more confidence in new social situations. • Find solutions to conflicts and rivalries. For example, accepting that not everyone can be Spider-Man in the game, and suggesting other ideas. • Understand why rules are important. • Talk with others to solve conflicts. • Talk about their feelings using words like ‘angry’ and ‘worried’ • Understand gradually how others might be feeling. • Make healthy choices about food, drink, activity and tooth brushing. • Express their feelings and consider the feelings of others. 	<ul style="list-style-type: none"> • Grow in independence, rejecting help (“me do it”). Sometimes this leads to feelings of frustration and tantrums. • Use that engagement to achieve a goal. For example, gesture towards their cup to say they want a drink. • Find ways of managing transitions, for example from their parent to their key person. • Thrive as they develop self-assurance. • Feel confident when taken out around the local neighbourhood and enjoy exploring new places with their key person. 	<ul style="list-style-type: none"> • Develop their sense of responsibility and membership of a community. • Play with one or more other children, • Achieve a goal they have chosen, or one which is suggested to them. • Become more outgoing with unfamiliar people, in the safe context of their setting 	<ul style="list-style-type: none"> • See themselves as a valuable individual. • Build constructive and respectful relationships. • Express their feelings and consider the feelings of others. • Manage their own needs. • Personal hygiene 	<ul style="list-style-type: none"> • Feel strong enough to express a range of emotions. • Begin to show ‘effortful control’. For example, waiting for a turn and resisting the strong impulse to grab what they want or push their way to the front. • Develop friendships with other children. • Safely explore emotions beyond their normal range through play and stories. • Be increasingly able to talk about and manage their emotions. • Learn to use the toilet with help, and then independently. 	<ul style="list-style-type: none"> • Extend and elaborate play ideas. • Increasingly follow rules • Remember rules without needing an adult to remind them. • Develop appropriate ways of being assertive. • Talk about their feelings using words like ‘happy’ and ‘sad’. • Be increasingly independent in meeting their own care needs, e.g., brushing teeth, using the toilet, washing and drying their hands thoroughly. 	<ul style="list-style-type: none"> • Show resilience and perseverance in the face of challenge. • Identify and moderate their own feelings socially and emotionally • Think about the perspectives of others. • Know and talk about the different factors that support their overall health and wellbeing: <ul style="list-style-type: none"> • regular physical activity • healthy eating • tooth brushing • sensible amounts of ‘screen time’ • having a good sleep routine • being a safe pedestrian
	Nursery 1	Nursery 2	Reception	Nursery 1	Nursery 2	Reception	Nursery 1	Nursery 2	Reception



Acorn Class Long Term Curriculum Plan

“Be the best you can be and let your light shine”



<p>Physical Development</p>	<ul style="list-style-type: none"> • Can run well, kick a ball, and jump with both feet off the ground at the same time. • When holding crayons, chalks etc, makes connections between their movement and the marks they make. • Uses gesture and body language to convey needs and interests and to support emerging verbal language use 	<ul style="list-style-type: none"> • Can climb confidently, catch a large ball and pedal a tricycle. • Climbs stairs, steps and moves across climbing equipment using alternate feet. Maintains balance using hands and body to stabilise • Develop manipulation and control e.g. tearing paper, making marks on paper. 	<ul style="list-style-type: none"> • Manipulates a range of tools and equipment in one hand, tools include paintbrushes, scissors, hairbrushes, toothbrush, scarves or ribbons. • Be increasingly independent, as they get dressed and undressed, for example, putting coats on and doing up zips. • Chooses to move in a range of ways, moving freely and with confidence making changes to body shape, position and pace of movement such as slithering, shuffling, rolling, crawling, walking, running, jumping, skipping, sliding and hopping. 	<ul style="list-style-type: none"> • Kicks a stationary ball with either foot, throws a ball with increasing force and accuracy and starts to catch a large ball by using two hands and their chest to trap it • Climbs up and down stairs by placing both feet on each step while holding a handrail for support • Shows increasing control in holding, using and manipulating a range of tools and objects 	<ul style="list-style-type: none"> • Explore different materials and tools providing opportunities for children to grasp, hold and explore materials. • Use one-handed tools and equipment, for example, making snips in paper with scissors. • Show a preference for a dominant hand. 	<ul style="list-style-type: none"> • Begins to negotiate space successfully when playing racing and chasing games. • Revise and refine the fundamental movement skills they have already acquired e.g. rolling, crawling, walking, jumping, running, hopping, skipping climbing. • Progress towards a more fluent style of moving with developing control. • Develop their small motor skills so that they can use a range of tools competently, safely and confidently e.g. pencils for drawing and writing, paintbrushes, scissors ,knives, forks and spoons. 	<ul style="list-style-type: none"> • Uses wheeled toys with increasing skill such as pedalling, balancing, holding handlebars and sitting astride. • Turns pages in a book, sometimes several at once. • Shows increasing control in holding, using and manipulating a range of tools and objects such as tambourines, jugs, hammers, and mark making tools • Holds mark-making tools with thumb and all fingers 	<ul style="list-style-type: none"> • Walks down steps or slopes whilst carrying a small object, maintaining balance and stability. • Runs with spatial awareness and negotiates space successfully, adjusting speed or direction to avoid obstacles. • Can balance on one foot or in a squat momentarily, shifting body weight to improve stability. • Can grasp and release with two hands to throw and catch a large ball, beanbag or an object. • Creates lines and circles pivoting from the shoulder and elbow. • Uses a comfortable grip with good control when holding pens and pencils. 	<ul style="list-style-type: none"> • Experiments with different ways of moving, testing out ideas and adapting movements to reduce risk • Negotiates space successfully when playing racing and chasing games with other children, adjusting speed or changing direction to avoid obstacles • Handles tools, objects, construction and malleable materials safely and with increasing control and intention • Begins to use anticlockwise movement and retrace vertical lines • Begins to form recognisable letters independently
------------------------------------	--	--	---	---	---	---	--	---	--



Acorn Class Long Term Curriculum Plan

“Be the best you can be and let your light shine”



Literacy	Nursery 1	Nursery 2	Reception	Nursery 1	Nursery 2	Reception	Nursery 1	Nursery 2	Reception
	<ul style="list-style-type: none"> Enjoy drawing freely. Join in with actions from familiar songs and say some of the words. 	<ul style="list-style-type: none"> Make marks on their picture to stand for their name. Repeat words and phrases from familiar stories. 	<ul style="list-style-type: none"> Write some or all the letters of their name. Develop understanding of 5 key concepts about print. 	<ul style="list-style-type: none"> Distinguishes between marks made. Has favourite stories, songs and rhymes. 	<ul style="list-style-type: none"> Make marks on their picture to stand for their writing. Talks about events, characters and make simple predictions 	<ul style="list-style-type: none"> Begins to write letters to represent initial sound of words. Extended conversations about stories, learning new vocabulary. Blend sounds into words, so that they can read short words made up of known letter–sound correspondences. 	<ul style="list-style-type: none"> Make marks on their picture to stand for their name. Repeat words and phrases from familiar stories. 	<ul style="list-style-type: none"> Write some letters accurately. Talks about events, characters and make simple predictions 	<ul style="list-style-type: none"> Read simple phrases and sentences made up of words with known letter–sound correspondences and, where necessary, a few exception words. Spell words by identifying the sounds and then writing the sound with letter/s. Re-read these books to build up their confidence in word reading, their fluency and their understanding and enjoyment
Mathematics White Rose Maths Scheme is followed	Nursery 1	Nursery 2	Reception	Nursery 1	Nursery 2	Reception	Nursery 1	Nursery 2	Reception
	<ul style="list-style-type: none"> Beginning to compare and recognise changes in numbers Begins to say numbers in order. Takes/ gives two or three objects from a group Beginning to notice numerals Beginning to count on their fingers Responds to some spatial / 	<ul style="list-style-type: none"> Uses some number names. Counts up to five items Links numerals with amounts Shows awareness of shape similarities and differences 	<ul style="list-style-type: none"> Engages in subitising numbers to four or five Uses spatial language Spots patterns in the environment Enjoys tackling problems involving prediction and comparisons 	<ul style="list-style-type: none"> Joins in and anticipates repeated patterns Explores differences in size, length etc. Compares two small groups of up to five objects Subitises one, two and three objects 	<ul style="list-style-type: none"> Explores and adds to simple linear patterns Compares two small groups of up to five objects Begin to recognise numerals 0 to 10 	<ul style="list-style-type: none"> Estimates numbers of things Increasingly confident at putting numerals in order 0 to 10 Counts out up to 10 objects from a larger group Matches the numeral with a group of items) Begins to conceptually subitise larger numbers Chooses familiar objects to create 	<ul style="list-style-type: none"> Beginning to learn numbers are made up of smaller numbers Responds to and uses language of position Chooses items based on their shape Finds the longer or shorter, heavier etc 	<ul style="list-style-type: none"> Separates a group of three or four objects Accurately predicts, moves and rotates objects Recalls a sequence of events in everyday life 	<ul style="list-style-type: none"> Count beyond ten. Understand the ‘one more than/one less than’ relationship between consecutive numbers. Automatically recall number bonds for numbers 0–5 and some to 10. Compose and decompose shapes so that children



Acorn Class Long Term Curriculum Plan

“Be the best you can be and let your light shine”



	positional language					and recreate repeating patterns <ul style="list-style-type: none"> increasingly able to order and sequence events using everyday language related to time 			recognise a shape can have other shapes within it, just as numbers can. <ul style="list-style-type: none"> Compare length, weight and capacity.
Understanding the World	Nursery 1	Nursery 2	Reception	Nursery 1	Nursery 2	Reception	Nursery 1	Nursery 2	Reception
	<ul style="list-style-type: none"> Explore and respond to different natural phenomena in their setting and on trips. Make connections between the features of their family and other families. 	<ul style="list-style-type: none"> Begin to make sense of their own life-story and family's history Continue developing positive attitudes about the differences between people. 	<ul style="list-style-type: none"> Begin to make sense of their own life-story and family's history. Show interest in different occupations. Talk about what they see, using a wide vocabulary. Understand the key features of the life cycle of a plant and an animal. 	<ul style="list-style-type: none"> Explore and respond to different natural phenomena in their setting and on trips. Make connections between the features of their family and other families. 	<ul style="list-style-type: none"> Explore and talk about different forces they can feel. Talk about the differences between materials and changes they notice. Begin to make sense of their own life-story and family's history. 	<ul style="list-style-type: none"> Begin to know that there are different countries in the world. Talk about members of their immediate family and community. Understand that some places are special to members of their community. 	<ul style="list-style-type: none"> Notice differences between people. Begin to understand the need to respect and care for the natural environment and all living things. 	<ul style="list-style-type: none"> Explore collections of materials with similar and/or different properties. Use all their senses in hands on exploration of natural materials. Explore how things work. Plant seeds and care for growing plants. 	<ul style="list-style-type: none"> Know that there are different countries in the world and talk about the differences they have experienced or seen in photos. Compare and contrast characters from stories, including figures from the past. Recognise that people have different beliefs and celebrate special times in different ways. Describe what they see, hear and feel whilst outside. Understand the effect of changing seasons on the natural world around them.
Expressive Arts and Design	Nursery 1	Nursery 2	Reception	Nursery 1	Nursery 2	Reception	Nursery 1	Nursery 2	Reception
	<ul style="list-style-type: none"> Moves while singing/vocalising, whilst listening to sounds and music, while playing with 	<ul style="list-style-type: none"> Explores and learns how sounds and movements can be changed. 	<ul style="list-style-type: none"> Develops an understanding of using lines to enclose a space and begins to 	<ul style="list-style-type: none"> Joins in singing songs. Experiments with ways to enclose a space, create shapes and 	<ul style="list-style-type: none"> Experiments and creates movement in response to music, stories and ideas. 	<ul style="list-style-type: none"> Begin to build a collection of songs and actions. Uses tools to explore and develop their 	<ul style="list-style-type: none"> Uses everyday materials to explore, understand and represent their world – their 	<ul style="list-style-type: none"> Sings familiar songs, e.g. pop songs, songs from TV programmes, 	<ul style="list-style-type: none"> Develop storylines in their pretend play. Explore and engage in music making and dance,



Acorn Class Long Term Curriculum Plan

“Be the best you can be and let your light shine”



	<p>sound makers/ instruments.</p> <ul style="list-style-type: none"> •Sings/ vocalises music or songs and mirrors or improvises actions. •Pretends that one object represents another, especially when objects have characteristics in common. •Creates sound effects and movements, e.g. creates the sound of a car, animals 	<ul style="list-style-type: none"> •Continues to explore moving in a range of ways, e.g. mirroring, creating own movement patterns. •Enjoys joining in with moving, dancing and ring games. •Uses movement and sounds to express experiences, expertise, ideas and feelings. 	<p>use drawings to represent things.</p> <ul style="list-style-type: none"> •Use a variety of construction materials in different ways. •Use tools for a purpose. •Uses available resources to create props or creates imaginary ones to support play. •Plays alongside other children who are engaged in the same theme 	<p>represent actions, sounds and objects</p> <ul style="list-style-type: none"> •Enjoys and responds to playing with colour in a variety of ways, for example combining colours 	<ul style="list-style-type: none"> •Sings to self and makes up simple songs. •Continues to explore colour •Engages in imaginative play based on own ideas 	<p>thinking around their interests.</p> <ul style="list-style-type: none"> •Creates representations of both imaginary and real-life ideas, events, people and objects. •Chooses particular movements, instruments/ sounds, colours and materials for their own imaginative purposes. •Begins to use combinations of art forms. 	<p>ideas, interests and fascinations.</p> <ul style="list-style-type: none"> •Begins to make believe by pretending using sounds, movements, words, objects. •Beginning to describe sounds and music imaginatively, e.g. scary music. 	<p>rhymes, songs from home.</p> <ul style="list-style-type: none"> •Taps out simple repeated rhythms •Develops an understanding of how to create and use sounds intentionally. •Continues to explore how colours can be changed. •Engages in imaginative play based first-hand or peer experiences. •Creates sounds, movements, drawings to accompany stories 	<p>performing solo or in groups.</p> <ul style="list-style-type: none"> •Create collaboratively, sharing ideas, resources and skills.
--	--	---	--	--	--	---	--	--	--



Early Learning Goals for the end of year assessment						
Communication and Language	Personal, social, emotional development	Physical Development	Literacy	Maths	Understanding the World	Expressive arts and design
<p>Listening, Attention and Understanding</p> <ul style="list-style-type: none"> Listen attentively and respond to what they hear with relevant questions, comments and actions when being read to and during whole class discussions and small group interactions Make comments about what they have heard and ask questions to clarify their understanding Hold conversation when engaged in back-and-forth exchanges with their teacher and peers <p>Speaking</p> <ul style="list-style-type: none"> Participate in small group, class and one-to-one discussions, offering their own ideas, using recently introduced vocabulary Offer explanations for why things might happen, making use of recently introduced vocabulary from stories, non-fiction, rhymes and poems when appropriate <p>Express their ideas and feelings about their experiences using full sentences, including use of past, present, and future tenses and making use of conjunctions, with modelling and support from their teacher.</p>	<p>Self-Regulation</p> <ul style="list-style-type: none"> Show an understanding of their own feelings and those of others, and begin to regulate their behaviour accordingly Set and work towards simple goals, being able to wait for what they want and control their immediate impulses when appropriate Give focused attention to what the teacher says, responding appropriately even when engaged in activity, and show an ability to follow instructions involving several ideas or actions. <p>Managing Self</p> <ul style="list-style-type: none"> Be confident to try new activities and show independence, resilience and perseverance in the face of challenge Explain the reasons for rules, know right from wrong and try to behave accordingly <p>Manage their own basic hygiene and personal needs, including dressing, going to the toilet, and understanding the importance of healthy food choices</p> <p>Building Relationships</p> <ul style="list-style-type: none"> Work and play cooperatively and take turns with others Form positive attachments to adults and friendships with peers <p>Show sensitivity to their own and to others' needs.</p>	<p>Gross Motor Skills</p> <ul style="list-style-type: none"> Negotiate space and obstacles safely, with consideration for themselves and others Demonstrate strength, balance and coordination when playing. Move energetically, such as running, jumping, dancing, hopping, skipping and climbing. <p>Fine Motor Skills</p> <ul style="list-style-type: none"> Hold a pencil effectively in preparation for fluent writing – using the tripod grip in almost all cases. Use a range of small tools, including scissors, paint brushes and cutlery. Begin to show accuracy and care when drawing. 	<p>Comprehension</p> <ul style="list-style-type: none"> Demonstrate understanding of what has been read to them by retelling stories and narratives using their own words and recently introduced vocabulary. Anticipate – where appropriate – key events in stories. Use and understand recently introduced vocabulary during discussions about stories, non-fiction, rhymes and poems and during role-play. <p>Word Reading</p> <ul style="list-style-type: none"> Say a sound for each letter in the alphabet and at least 10 digraphs. Read words consistent with their phonic knowledge by sound-blending. Read aloud simple sentences and books that are consistent with their phonic knowledge, including some common exception words. <p>ELG: Writing</p> <p>Write recognisable letters, most of which are correctly formed. Spell words by identifying sounds in them and representing the sounds with a letter or letters. Write simple phrases and sentences that can be read by others.</p>	<p>Number</p> <ul style="list-style-type: none"> Have a deep understanding of number to 10, including the composition of each number; Subitise (recognise quantities without counting) up to 5; - Automatically recall (without reference to rhymes, counting or other aids) number bonds up to 5 (including subtraction facts) and some number bonds to 10, including double facts. <p>Numerical Patterns</p> <ul style="list-style-type: none"> Verbally count beyond 20, recognising the pattern of the counting system; - Compare quantities up to 10 in different contexts, recognising when one quantity is greater than, less than or the same as the other quantity. Explore and represent patterns within numbers up to 10, including evens and odds, double facts and how quantities can be distributed equally. 	<p>Past and Present</p> <ul style="list-style-type: none"> Talk about the lives of the people around them and their roles in society. Know some similarities and differences between things in the past and now, drawing on their experiences and what has been read in class. Understand the past through settings, characters and events encountered in books <p>People, Culture and Communities</p> <ul style="list-style-type: none"> Describe their immediate environment using knowledge from observation, discussion, stories, non-fiction texts and maps. Know some similarities and differences between different religious and cultural communities in this country, drawing on their experiences and what has been read in class. Explain some similarities and differences between life in this country and life in other countries, drawing on knowledge from stories, non-fiction texts and – when appropriate – maps. <p>The Natural World</p> <ul style="list-style-type: none"> Explore the natural world around them, making observations and drawing pictures of animals and plants. Know some similarities and differences between the 	<p>Creating with Materials</p> <ul style="list-style-type: none"> Safely use and explore a variety of materials, tools and techniques, experimenting with colour, design, texture, form and function. Share their creations, explaining the process they have used; - Make use of props and materials when role playing characters in narratives and stories. <p>Being Imaginative and Expressive</p> <ul style="list-style-type: none"> Invent, adapt and recount narratives and stories with peers and their teacher. Sing a range of well-known nursery rhymes and songs; Perform songs, rhymes, poems and stories with others, and – when appropriate – try to move in time with music.



Acorn Class Long Term Curriculum Plan
"Be the best you can be and let your light shine"



					<p>natural world around them and contrasting environments, drawing on their experiences and what has been read in class.</p> <ul style="list-style-type: none">• Understand some important processes and changes in the natural world around them, including the seasons and changing states of matter.	
--	--	--	--	--	---	--